

Maurice

2019 Real Estate Market Report -- Single Family Homes

Interested in selling your home?

Call or Text: (337) 962-3297

Email: brent@brentlassere.com

4.2

Current Months of Inventory

Months of inventory is a key indicator of buyer's and seller's markets. It's based on the number of months it would take to sell all the houses in a particular market with no new homes being listed.

Seller's Market:
< 5 months

Balanced Market:
5 to 7 months

Buyer's Market:
> 7 months

New Listings



[CLICK HERE!](#)

2019 by the numbers

Sold

142

↑ 89.3%

Listed

180

↑ 87.5%

AVG Days on Market

71.07

↓ -28%

Average Sales Price

\$228,768

↑ 5.2%

Total Volume

\$32,485,007

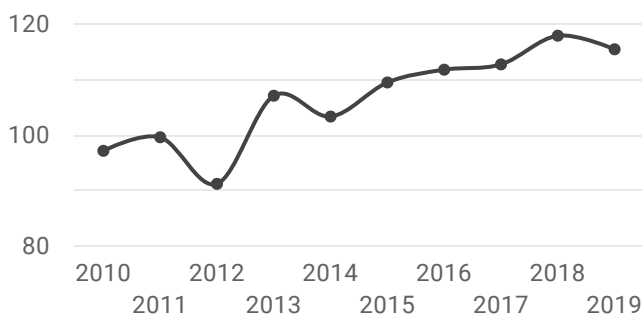
↑ 99.1%

Top Subdivisions (by volume)

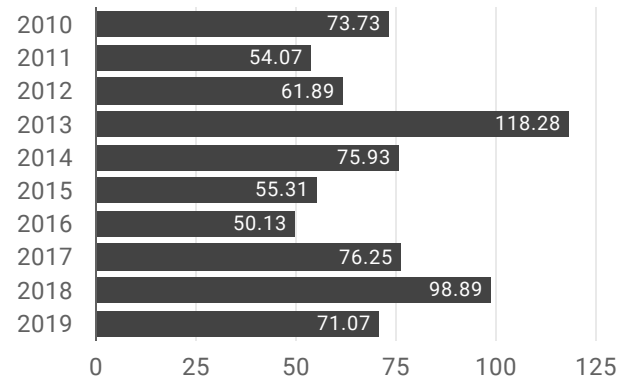
Subdivision	Total Volume	# of sales
Gabriel Gardens	\$7,634,505.00	29
Vincent Trace	\$5,801,810.00	28
Picard Farms	\$4,626,550.00	22
The Village Of Rue ...	\$2,160,693.00	10
La Premiere	\$980,000.00	4

Historical Trends

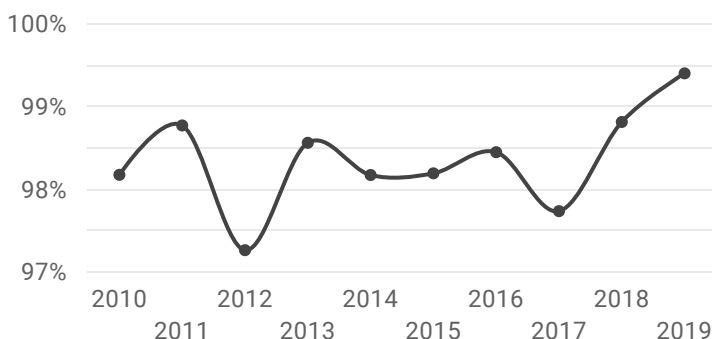
Sold Price per SQFT



AVG Days on Market



List Price vs Sold Price %



BRENT LASSERE
realtor®

DISTRICT SOUTH
REAL ESTATE CO.



133 S. Audubon, Lafayette, LA 70503 | (337) 534-0555

Licensed in Louisiana. Data deemed reliable, but not guaranteed. This information is not intended to solicit property currently listed for sale.